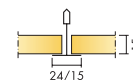


ECOPHON ADVANTAGE™ A

For applications requiring a suspended ceiling which is easy to install and demount, whilst meeting essential functional requirements. Ecophon Advantage A has an exposed grid system. Each tile is easily demountable. Note that installation according to installation diagram M119 contributes to a higher live load capacity compared to M271.

The system consists of Ecophon Advantage A tiles and Ecophon Connect grid systems, with an approximate weight of 2,5 kg/m². The tiles are manufactured from high density glass wool. The visible surface is a batch painted glass tissue in white and the back of the tile is covered with glass tissue. Ecophon Advantage A can be supplied with primed edges or natural edges. The grid is manufactured from galvanized steel. For best performance and system quality, use Ecophon grid and accessories.



Advantage A tile



Section of Advantage A system with Connect T24



Advantage A system with Connect T24

SYSTEM RANGE

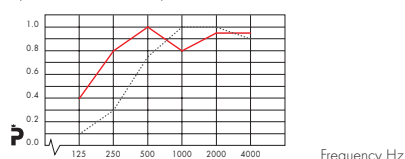
Size, mm	600	1200
	x	x
	600	600
T15	•	•
T24	•	•
Thickness	15	15
Inst. Diagr.	M119, M271	M119

TECHNICAL PROPERTIES



ACOUSTIC Sound Absorption Test results according to EN ISO 354. Classification according to EN ISO 11654, and the single value ratings for NRC and SAA according to ASTM C 423.

α_p Practical sound absorption coefficient



– Ecophon Advantage A 200 mm o.d.s.
– Ecophon Advantage A 50 mm o.d.s.
o.d.s. = overall depth of system

Product	Advantage A			
o.d.s mm	50	90	110	200
absorption class	C	B	A	A
NRC				
SAA				
α_w				

Sound Insulation Not applicable.

Sound Privacy Not applicable



ACCESSIBILITY The tiles are easily demountable. Minimum demounting depth according to installation diagrams.



CLEANABILITY Weekly dusting and vacuum cleaning.



VISUAL APPEARANCE White 500, nearest NCS colour sample S 0500-N, 83% light reflectance. Since the surface has a batch painted glass tissue it can look irregular if used in combination with indirect lighting.



INFLUENCE OF CLIMATE The tiles withstand a permanent ambient RH up to 95% at 30°C without sagging, warping or delaminating (ISO 4611).



INDOOR CLIMATE Certified by the Indoor Climate Labelling and recommended by the Swedish Asthma and Allergy Association.



ENVIRONMENTAL INFLUENCE Granted the Nordic Swan eco-label. Fully recyclable.



FIRE SAFETY The glass wool core of the tiles is tested and classified as non-combustible according to prEN ISO 1182. The systems are classified as fire protective covering according to NT FIRE 003. See Technical properties, Fire safety.

Reaction-to-fire classification

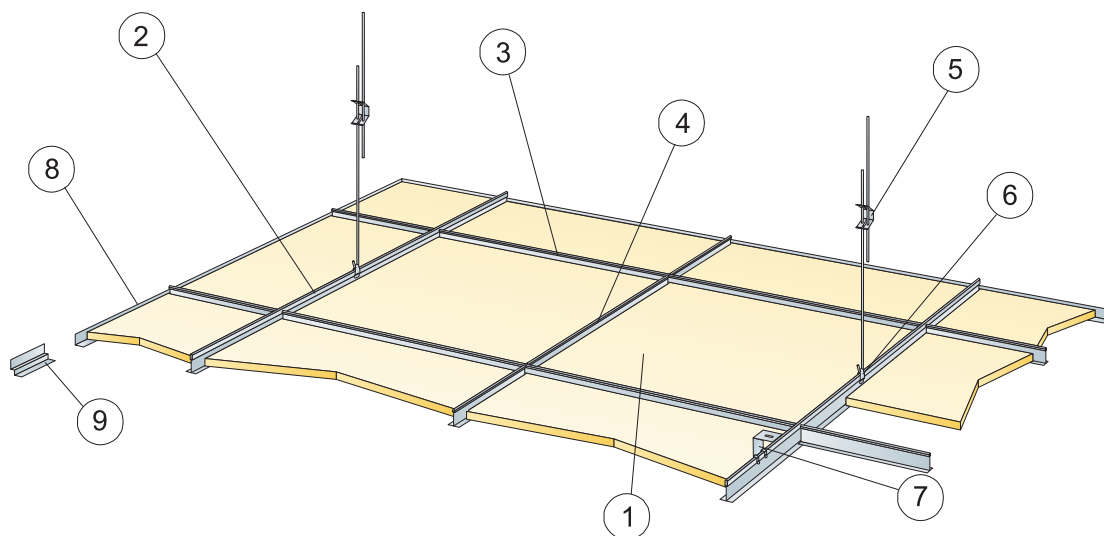
Country	Standard	Class
Europe	EN 13501-1	A2s1,d0



MECHANICAL PROPERTIES For information regarding live load and requirements for load bearing capacity, see installation diagrams. Conditions: See Functional demands, Mechanical properties.



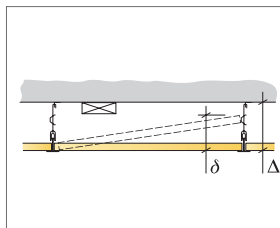
INSTALLATION Installed according to system range. (The tiles have to be installed according to the arrows on the back of the tile.)



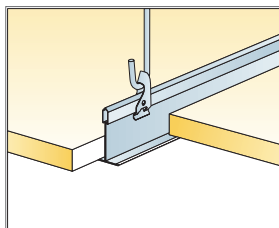
© Ecophon Group

QUANTITY SPECIFICATION (EXCL. WASTAGE)

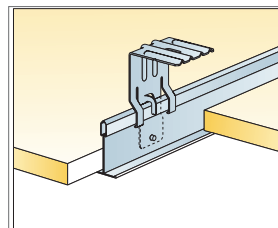
		Size, mm	
		600x600	1200x600
1	Ecophon Advantage A	2,8/m ²	1,4/m ²
2	Connect T24 or T15 Main runner, installed at 1200 mm centres	0,9m/m ²	0,9m/m ²
3	Connect T24 or T15 Cross tee, L=1200 mm, installed at 600 mm centres	1,7m/m ²	1,7m/m ²
4	Connect T24 or T15 Cross tee, L=600 mm	0,9m/m ²	-
5	Connect T24 Cross tee, L=1200 mm, installed at 600 mm centres	0,7/m ²	0,7/m ²
6	Connect Hanger clip	0,7/m ²	0,7/m ²
7	For direct installation: Connect Direct bracket, installed at 1200 mm centres	0,7/m ²	0,7/m ²
8	Connect Angle trim, fixed at 300 mm centres	as required	as required
9	Connect Shadow-line trim, fixed at 300 mm centres	as required	as required
Δ Min. overall depth of system, with Adjustable hanger: 100 mm, with Direct bracket: 50 mm		-	-
δ Min. demounting depth: 100 mm		-	-



See Quantity specification



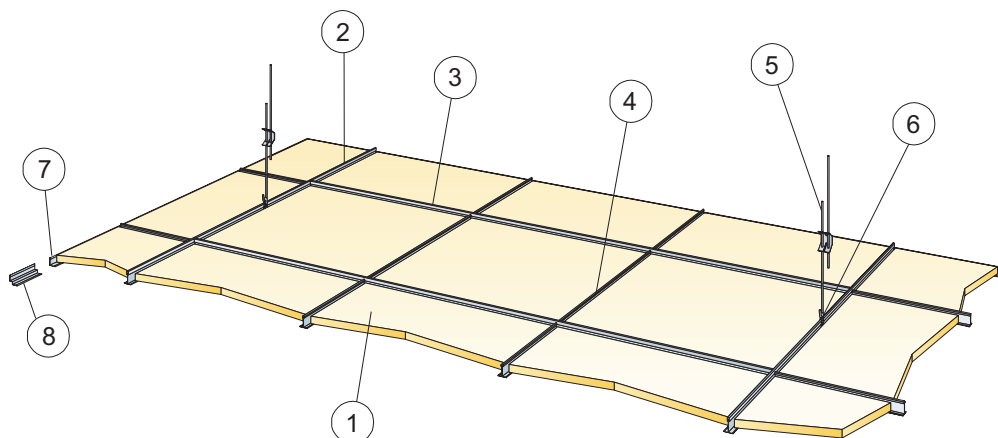
Suspension with adjustable hanger and clip



Suspension with direct bracket

Size, mm	Max live load [N]	Min load bearing capacity [N]
600x600	50	160
1200x600	50	160

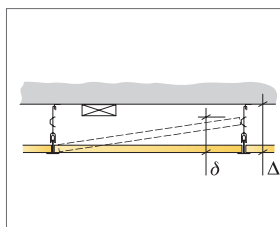
Live load/load bearing capacity



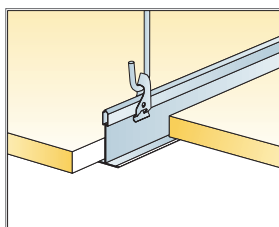
© Ecophon Group

QUANTITY SPECIFICATION (EXCL. WASTAGE)

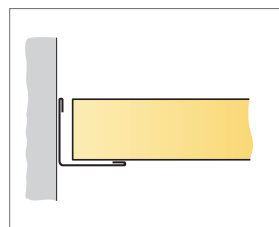
		Size, mm
		600x600
1	Ecophon Advantage A	2,8/m ²
2	Connect T24 Main runner, installed at 1800 mm centres	0,56m/m ²
3	Connect T24 Cross tee, L=1800 mm	1,7m/m ²
4	Connect T24 Cross tee, L=600 mm centres	1,1m/m ²
5	Connect Adjustable hanger, installed at 1200 mm centres (max. distance from wall 600 mm)	0,46/m ²
6	Connect Hanger clip	0,46/m ²
7	Connect Angle trim, fixed at 300 mm centres	as required
8	Alt. Connect Shadow-line trim, fixed c300	as required
Δ Min. overall depth of system, with Adjustable hanger: 100 mm, with Direct bracket: 50 mm		-
δ Min. demounting depth: 120 mm		-



See Quantity specification



Suspension with adjustable hanger and clip



Straight cut, panel resting on wall trim

Size, mm	Max live load [N]	Min load bearing capacity [N]
600x600	20	160

Live load/load bearing capacity