



M27R Top Cross Rail

Can be rolled to create curved ceilings.



M13/M16 Direct Fix Batten Clips

Now with extra fixing slots and incorporated knock in holding tab for fixing into timber beams.



Slimceil Ceiling System

The engineered low clearance ceiling system.



M39 Locking Key

Primary coupling with unique thumb push tab providing ease of installation.



M238 Swivel Locking Key

Multi-directional locking key clip that is useful in difficult grid setout situations.




M534 Spring Hanger

With fixing holes for preliminary suspension of bulkheads and floating ceilings.


CONCEALED CEILING SYSTEMS - FIRE RATED




Part No.	PRIMARY CHANNELS	Length mm.	Sub pack	Stock pack	Approx kg/pce
Primary Cross Rail to Support Furring Channels.					
M25-36	25mm Top Cross Rail 0.55 BMT	3600	10	200	1.42
M27-36	25mm Top Cross Rail 0.75 BMT	3600	10	200	1.90
M27-48	25mm Top Cross Rail 0.75 BMT	4800	10	200	2.54
M27-60	25mm Top Cross Rail 0.75 BMT	6000	10	200	3.18
M27R-36	25mm Top Cross Rail 0.75 BMT Radius #	3600	1	1	1.90
M27R-48	25mm Top Cross Rail 0.75 BMT Radius #	4800	1	1	2.54
M28-48	38mm Top Cross Rail	4800	5	100	3.30




Part No.	FURRING CHANNELS	Length mm.	Sub pack	Stock pack	Approx kg/pce
28mm Deep Furring Channel for Heavier Applications. 38mm Wide Fixing Face.					
M29-27	28mm Furring Channel	2700	8	240	1.37
M29-30	28mm Furring Channel	3000	8	240	1.53
M29-36	28mm Furring Channel	3600	8	240	1.83
M29-48	28mm Furring Channel	4800	8	240	2.44
M29-60	28mm Furring Channel	6000	8	240	3.01



Part No.	FURRING CHANNELS	Length mm.	Sub pack	Stock pack	Approx kg/pce
16mm Deep Furring Channel for Lighter Applications. 38mm Wide Fixing Face.					
M308-27	16mm Furring Channel	2700	8	240	1.08
M308-30	16mm Furring Channel	3000	8	240	1.19
M308-36	16mm Furring Channel	3600	8	240	1.43
M308-48	16mm Furring Channel	4800	8	240	1.91
M308-60	16mm Furring Channel	6000	8	240	2.38




Part No.	WALL TRACK	Length mm.	Sub pack	Stock pack	Approx kg/pce
To be Fixed to Walls to Support End of Furring Channels or Battens.					
M42-30	16mm Furring Channel Perimeter Track	3000	10	250	0.88
M40-30	28mm Furring Channel Perimeter Track	3000	10	250	0.98
M40-36	28mm Furring Channel Perimeter Track	3600	10	250	1.18




Part No.	BATTEN SECTIONS	Length mm.	Sub pack	Stock pack	Approx kg/pce
1200mm Span Ceiling Batten for Light Direct Fix Applications.					
M301-48	16mm Ceiling Batten	4800	12	420	1.38
M301-60	16mm Ceiling Batten	6000	12	420	1.72

Lead time and minimum quantities may apply

CONCEALED CEILING SYSTEMS - FIRE RATED



Part No.	BATTEN SECTIONS	Length mm.	Sub pack	Stock pack	Approx kg/pce
<i>For Direct Fixing to Trusses and Walls.</i>					
M303-48	24mm Cyclonic Ceiling Batten	4800	1	200	1.80
M303-61	24mm Cyclonic Ceiling Batten	6100	1	200	2.29



Part No.	FURRING CHANNELS	Length mm.	Sub pack	Stock pack	Approx kg/pce
<i>Low Profile 13mm Deep Furring Channel for Direct Fixing</i> <i>See also Smooth Face M333S for Cladding on Page 16.</i>					
M333-30	13mm Recessed Furring Channel	3000	1	200	1.55
M333-60	13mm Recessed Furring Channel	6000	1	200	3.11



Part No.	BACK BLOCKING BATTEN	Length mm.	Sub pack	Stock pack	Approx kg/pce
<i>A radius Back Blocking Batten with a 2.5mm offset for blocking behind joints of plasterboard.</i>					
B005	Back Blocking Batten	300	100	100	0.08

Studco Back Blocking Batten ... for a faster, cost-effective joint with greater strength

B005

Minimise cracking and warping along recessed edge and butt joints with the B005 Back blocking batten from Studco.

- Reinforces joints.
- Provides a consistent recess shape.
- Enables quicker installation.
- Reduces consequential cracking of the finished jointing.
- Flush jointing gives a smooth, seamless, easily decorated finish.

STUDCO BUILDING SYSTEMS **1800 STUDCO** WWW.STUDCOSYSTEMS.COM.AU

Available at a store near you

CONCEALED CEILING SYSTEMS - FIRE RATED




Part No.	DIRECT FIXING CLIPS	Length mm.	Sub pack	Stock pack	Approx kg/pce
<i>Clips to Support Battens for Direct Fixing.</i>					
M13	M301 Direct Fix Short	90	100	200	0.02
M16	M301 Direct Fix Long	160	100	400	0.04
M80	M301 Wall Clip	-	100	100	0.02



Part No.	DIRECT FIXING CLIPS	Length mm.	Sub pack	Stock pack	Approx kg/pce
<i>Clips to Support Furring Channels for Direct Fixing.</i>					
M26	M29/M308 Direct Fix Short	96	100	200	0.04
M94	M29/M308 Direct Fix Long	190	50	200	0.07
M81	M29/M308 Direct Fix Angle Bracket	40	500	500	0.03



Part No.	DIRECT FIXING CLIPS	Sub pack	Stock pack	Approx kg/pce
<i>Clips to Support Furring Channels for Direct Fixing.</i>				
M237	M29/308 Wall Clip	200	400	0.03
M239	M29/308 Wall Clip Threaded	200	400	0.03




Part No.	DIRECT FIXING CLIPS	Sub pack	Stock pack	Approx kg/pce
<i>Adjustable Furring Channel Clips with 4 positions at 6mm increments to Adjust Furring Channel, Eliminating Packers.</i>				
MBF	M29/308 Adjustable Direct Fix	200	200	0.04
MBFS	M29/308 Adjustable Direct Fix Long	200	200	0.04

CONCEALED CEILING SYSTEMS - FIRE RATED




Part No.	PRIMARY COUPLINGS	Sub pack	Stock pack	Approx kg/pce
Couplings Used to Lock Primary Channels to Furring Channels.				
M39	M29/M308 to M27/M28 Locking Key	200	400	0.02
M238	Swivel Locking Key #	50	100	0.02




Part No.	SECTION JOINERS	Sub pack	Stock pack	Approx kg/pce
For Joining Channel, Providing Continuous Span.				
M38	M29 Joiner	100	200	0.05
M272	M27/M25 Top Cross Rail Joiner	10	100	0.14
M140	M301 Batten Joiner	100	400	0.03



Part No.	PRIMARY SUSPENSION CLIPS	Sub pack	Stock pack	Approx kg/pce
Suspension Clips that Lock onto Top Cross Rail. Providing Adjustment in Height of System Being Suspended.				
M534	M27/M28 Spring Hanger	250	250	0.02
M520	M27 Side Mount Spring Hanger	200	200	0.02



Part No.	PRIMARY SUSPENSION CLIPS	Length mm.	Sub pack	Stock pack	Approx kg/pce
Clips to Hang and Support Primary Channels.					
M24	M27/M28 Direct Fix Right Angle	60	100	100	0.02
M66	M27/M28 Direct Fix	95	100	100	0.02
MR5	M21 Rod Joiner	82	100	100	0.01



Part No.	ROD SUSPENSION	Length mm.	Sub pack	Stock pack	Approx kg/pce
Rod Suspension clips to suit 5mm Galvanised Rod.					
M74	Rod Bracket	62	100	1000	0.02
M47	Right Angle Rod Bracket	80	100	1000	0.02
MVF	Purlin Clip	-	100	1000	0.01



Part No.	ASSEMBLIES	Length mm.	Sub pack	Stock pack	Approx kg/pce
Assemblies for Direct Fixing Furring Channels without using Primary Channel.					
M239BA-08	M29/M308 Direct Fix Clip with Tru Bolt #	85*	100	100	0.05
M239BA-12	M29/M308 Direct Fix Clip with Tru Bolt #	120*	100	100	0.05
M239BA-15	M29/M308 Direct Fix Clip with Tru Bolt #	150*	100	100	0.05

* Length of bolt


Lead time and minimum quantities may apply



CONCEALED CEILING SYSTEMS - FIRE RATED




Part No.	SUSPENSION ROD	Length mm.	Sub pack	Stock pack	Approx kg/pce
Soft Galvanised Rod for Suspending Ceiling Systems.					
M21-36	5mm Galvanized Rod	3600	25	500	0.55
M21T-06	5mm Rod with M6 Thread one end	600	50	50	0.11
M21T-09	5mm Rod with M6 Thread one end	900	50	50	0.16
M21T-12	5mm Rod with M6 Thread one end	1200	50	50	0.21
M21T-18	5mm Rod with M6 Thread one end	1800	50	50	0.32
M21T-36	5mm Rod with M6 Thread one end	3600	50	50	0.64




Part No.	SUSPENSION ROD	Length mm.	Sub pack	Stock pack	Approx kg/pce
Threaded Rod for Suspending Ceilings where Hard Bracing is required.					
M49-30	6mm Threaded Suspension Rod	3000	10	100	0.48
TN6	Nuts 6mm		100	100	0.01

SLIMCEIL[®]

LOW CLEARANCE CEILING SYSTEMS



Part No.	CEILING CHANNEL 0.5mm BMT	Length mm.	Sub pack	Stock pack	Approx kg/pce
The solution for compact ceilings – 35mm channel section.					
M355-3000	35mm Ceiling Channel 0.5mm	3000	10	100	1.63
M355-3600	35mm Ceiling Channel 0.5mm	3600	10	100	1.95
M355-4800	35mm Ceiling Channel 0.5mm	4800	10	100	2.60



Part No.	CEILING BRACKETS	Length mm.	Sub pack	Stock pack	Approx kg/pce
Fully adjustable brackets for cavities 37mm up to 108mm.					
M324-2	Slimceil Ceiling Bracket 37-60mm cavity	37-60*	50	100	0.03
M324-4	Slimceil Ceiling Bracket 53-76mm cavity	53-76*	50	100	0.03
M324-6	Slimceil Ceiling Bracket 69-92mm cavity	69-92*	50	100	0.03
M324-8	Slimceil Ceiling Bracket 85-108mm cavity	85-108*	50	100	0.03



Lead time and minimum quantities may apply

Phone: **(03) 9737 2500**